



Team Parents Meeting

West Springfield Little League



2024

Agenda

- Responsibilities
- Communication is Key
- Relationship with Sponsors
- Team Parent Toolbox
- Team Banner
- Upcoming Dates
- Uniforms
- Field Prep and Scoreboard
- Team Expenses
- Party Time
- Awards
- Parents Guide to Sports Connect and Game Changer
- Team Manager



Responsibilities

- Coordinate with Team Manager
- Be a liaison between manager/coaches and the other team families
- Know your tools
 - Sports Connect, Game Changer Team Manager, and SignUp Genius
- Know who your team sponsor is and help reach out to them throughout the season
- Team banner
- Collect money for team related expenses
- End of season team party



COMMUNICATION IS KEY



Communication with Team Manager

- Team parents' job is to take tasks from the manager so they can focus on the players
- All managers are different and have different expectations, so talk with yours about areas you can help
- Areas you can help
 - Offer to input practice and game schedules into Sports Connect
 - Constantly monitor for game/practice changes or conflicts and adjust/discuss with manager (these may be due to weather or league schedule changes, etc.)
 - Send out notices to the team about schedule changes, reminders (dates, equipment, water bottles)
 - Sponsor relations



Communication with the Team

- Send notices about schedule changes and equipment reminders
- Create and distribute SignUp Genius for field prep.
 - Parents need to help so managers and coaches can stay focused on the kids.
- If field prep slots are open, work with other parents to fill the holes
- Help recruit other parents of players on your team for other team volunteer slots such as
 - Score keeper
 - Team photographer
 - First aid kit supervisor
 - Practice coaches
- Remind volunteers to register



RELATIONSHIP WITH SPONSORS



Sponsors

- Sponsors' contributions go to paying for the team uniforms, balls, and other fees.
- Sponsors should not be asked to pay for anything else since their sponsorship covers the above.
- If sponsors offer something it is OK to accept.



Communication with Team Sponsor

- This is one of the most important items for a Team Parent!
- Be sure you and/or your manager introduce yourself to your team sponsor
- Ask the Sponsorship Chair for the logo and if they don't have it reach out to the sponsor directly (you will need this for the banner)
- Provide game and practice schedule



Communication with Team Sponsor

- Throughout the season you should be updating your sponsor about the team. Invite them to practices, games, Opening Ceremonies and Closing Ceremonies
- Teams will be provided a team photograph and plaque for the team sponsor to display. Be sure to get this to your sponsor. Your manager should receive this as part of the team photo order for your team.
- You could coordinate with your sponsor to throw out a first pitch at a game.
- Take pictures with your sponsor and the team – we need these for the yearbook.
 - If your team has the opportunity to visit the sponsor with uniforms on, take a picture in front of the sponsor sign, with the sponsor at their business, etc., so we can use these in the yearbook too.



TEAM PARENT TOOLBOX



Team Parent Toolbox

- Sports Connect
- Game Changer Team Manager
- SignUp Genius
 - Create and distribute SignUp Genius for field prep and/or post-game snacks
 - If field prep slots are open, work with other parents to fill the holes



TEAM BANNER



Why is a Banner Important?

- Teams carry banners when they participate in the parade of teams during Opening Ceremony.
- It instills pride in the players - kids like to see their names.
- Banners serve as an advertising tool for sponsors.



Items to Include on the Team Banner

- League Name: West Springfield Little League
- Level of Team: Majors, AAA, AA, A, 5-T, or T-Ball
- Year: current year
- Player names
- Player jersey numbers
 - Majors will have their jersey numbers
 - All levels below Majors do not receive their jersey numbers until after you receive the uniforms and distribute them out to the players. Check with managers about number assignment. It may be that you do not have the jersey numbers for the banner printing and that is ok.
- Sponsor logo
- Sponsor information: ideally both sponsor telephone number and web address should be included. Minimum of sponsor web address.
- Manager's name
- Coaches name(s)
- Team parent(s) (optional)



Team Uniform Numbers for Banners

- All levels below Majors do not receive their jersey numbers until after managers receive the uniforms and distribute them out to the players; therefore, your banner will not likely have numbers associated to the players. The uniforms usually come out the week before Opening Day so it would most likely be too close.
- Jersey numbers for Majors can be obtained by the coach of the team.
- For more information on uniforms see the Spring Uniforms slide



What To Do with the Team Banner

- Bring the team banner to each game and hang on your team's dug out.
- Remember to take banner down after each game!
- If you can't be there, coordinate to have someone else hang the banner.
- Banners need to be up; part of the sponsorship agreement is the sponsor logo, etc., are on the banner and it is displayed at the games.
- You do not need to display the banner at practices.



Sample Banners



Where to get the Banner?

- Team Banners 4U
<https://teambanners4u.com/>
- Burke Sporting Goods
<https://www.burkesports.com/>
- Team Sport Banners
<http://teamsportbanners.com/>
- Ask about shipping charges
- You may use another vendor of your choice
- 3' x 5' Standard banner size



Costs Associated with Team Banner

- Will the league reimburse the team parent for the banner cost? No.
- The cost of the banner is shared across the team families. Cash, Venmo or PayPal – it's up to you how you would like to receive funds from your team families.
- The banner cost is not to be incurred by the sponsor. The team families go in on the cost of the team banner. Sponsorships pay for team uniforms, balls and other fees.



UPCOMING DATES



Upcoming Dates

- Season games for Majors and AAA begin
 - Week of April 1, 2024
- Opening Ceremony
 - Friday, April 5, 2023
- Picture Day
 - Saturday, April 13 (Rolling Valley Elementary School)
- Nationals Park for Youth Baseball & Softball Day
 - April 21, 2024 @ 1:35 pm, *Nationals vs Houston Astros*
- Playoffs begin in late May
- Championship Saturday & Closing Ceremony
 - June 1, 2023



UNIFORMS



Spring Uniforms

- Spring uniform pickup
 - Probably the weekend before Spring Break
 - Managers will receive an email when they are available and they may work with you regarding distribution
- Uniform items that are provided by the league:
 - Majors players pick their own numbers. All other levels are given numbers 1-12, with sizes corresponding to sizes that parents gave when they registered
 - Majors/AAA/AA – players will receive jersey and hat
 - Parents are responsible for purchasing gray pants for the season for Majors
 - Parents are responsible for purchasing white pants for the season for AAA and AA
 - 1A/T-Ball/5T – players will receive a jersey, white pants, hat, and socks
 - Managers/CORs – the manager and CORs will receive a hat



Spring Uniforms (Continued)

- Check the uniforms ASAP for spelling of team sponsor name and any other issues so it can be addressed before the first games (if possible).
- You will be provided a printout at distribution that gives the jersey and pant size by player so you will be able to hand everything out easily. An outline of everything that is included in the uniform bags will be provided as well.

For uniform questions contact
Karyn Schneider, Uniform Manager
schneids3@hotmail.com



FIELD PREP AND SCOREBOARD



Field Prep

- What fields are prepped?
 - Byron and Fenway fields
- What is field prep?
 - Before games: raking the infields, lining the batter's box and baselines. 1A level visiting team sets up pitching machine.
 - Before practice: raking field, base paths, etc.



Field Prep (Continued)

- When is field prep done?
 - Approximately 1 hour before game begins
- Who does field prep?
 - Parents of the home team
 - Field prep must be done by parents, not coaches and managers
 - Coaches and managers are busy getting the players ready before the games and we don't want to take away from the kids by having coaches and managers do field prep
- Who works the scoreboard?
 - Typically, parents of the visiting team
 - Instructions for the scoreboard are in the scoreboard boxes
 - Scoreboards are operated on Wrigley and Yankee



TEAM EXPENSES



Team-Related Expenses

- Team expenses can include
 - End-of-season team party
 - Optional manager and coaches' gifts
 - Indoor practice fees (typically for Majors)
- Team-related expenses are made up of contributions from all players families
- Many families prefer if you can come up with a one-time contribution fee so they are not paying multiple times
- There is an extra cost for practice jerseys (if manager decides to have these for the team, more applicable for higher levels). Each player pays for their practice jersey. Team parent may be asked to coordinate the ordering of the practice jerseys.



PARTY TIME



End-of-the-Season Team Party

- Please check with all of the player's parents for any dietary restrictions so you are aware when planning
- Parties vary but most are either:
 - Held at a restaurant (pre-COVID-19) and occur the same day/weekend after the last game (Pizza is a favorite)
 - Typically held at the field immediately following your last game
 - These typically involve coordinating having pizza or other food at the field right after the last game
- Cake
 - Usually there is a cake or cupcakes served after the party. Up to you if you want to do this.
- Optional mangers and coaches' gifts from the team presented
 - Examples of gifts include gift cards to restaurants or sporting stores, signed balls by the team, etc. You may be as creative as you like.



AWARDS



Awards and Trophies

- The team parent **does not** have to order awards.
- Participation trophies/medals are supplied to the managers for the 5-T, T-Ball, and 1A.
- First, second, and third place regular season teams receive trophies for AA, AAA and Majors.
- Tournament champions and runners-up receive trophies for A, AA, AAA, and Majors.



Matt Waggoner presents

SPORTS CONNECT AND GAME CHANGER TEAM MANAGER



PARENTS GUIDE

 sports connect

SPORTS MADE EASY

GAMECHANGER

TEAM MANAGER

BY DICK'S SPORTING GOODS

OVERVIEW

- **League Communications**
- **Using Sports Connect**
 - Accessing your team page
 - Using the team page
 - Communications
- **Using Game Changer Team Manager**
 - Importing Your Team
 - Communications
- **DO NOT DOWNLOAD THE SPORTS CONNECT APP. IT IS JUST FOR THE SC SOCCOR PROGRAM. BASEBALL USES GAME CHANGER TEAM MANAGER**



LEAGUE COMMUNICATIONS

- We will send a lot of emails and provide updates on the website, www.wslbaseball.net , to keep you informed of weather delays, upcoming events, and volunteer opportunities.
- **Email:** If you haven't received emails from us so far, please check your spam folder and tell your email provider we are not spam.
- **Texts:** We only use texts for weather notifications. You must log into your account and opt into the text program to receive texts.
- WSL will always over communicate weather delays. Please select the option that works best for you



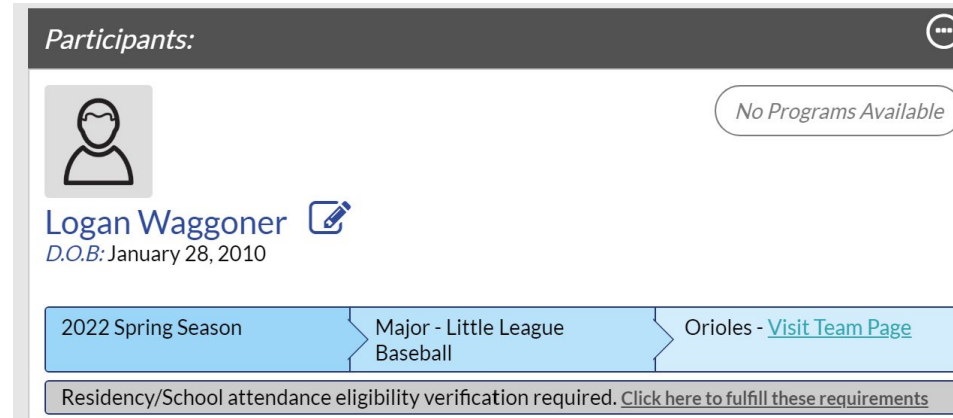
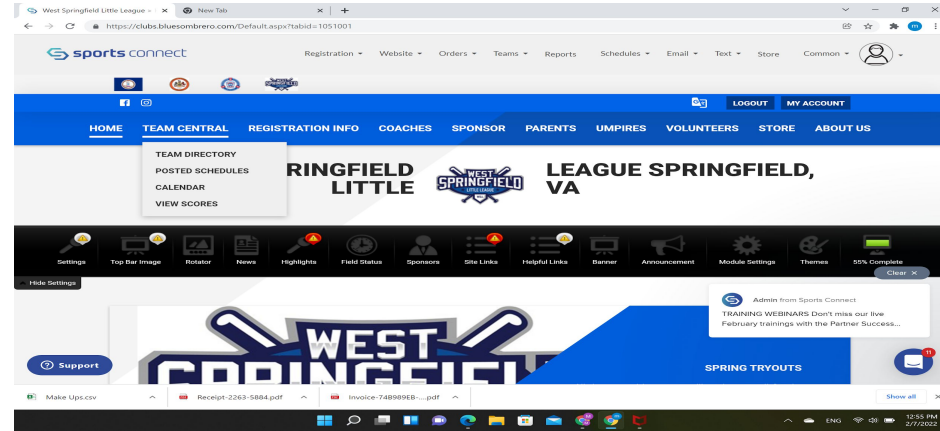
SPORTS CONNECT



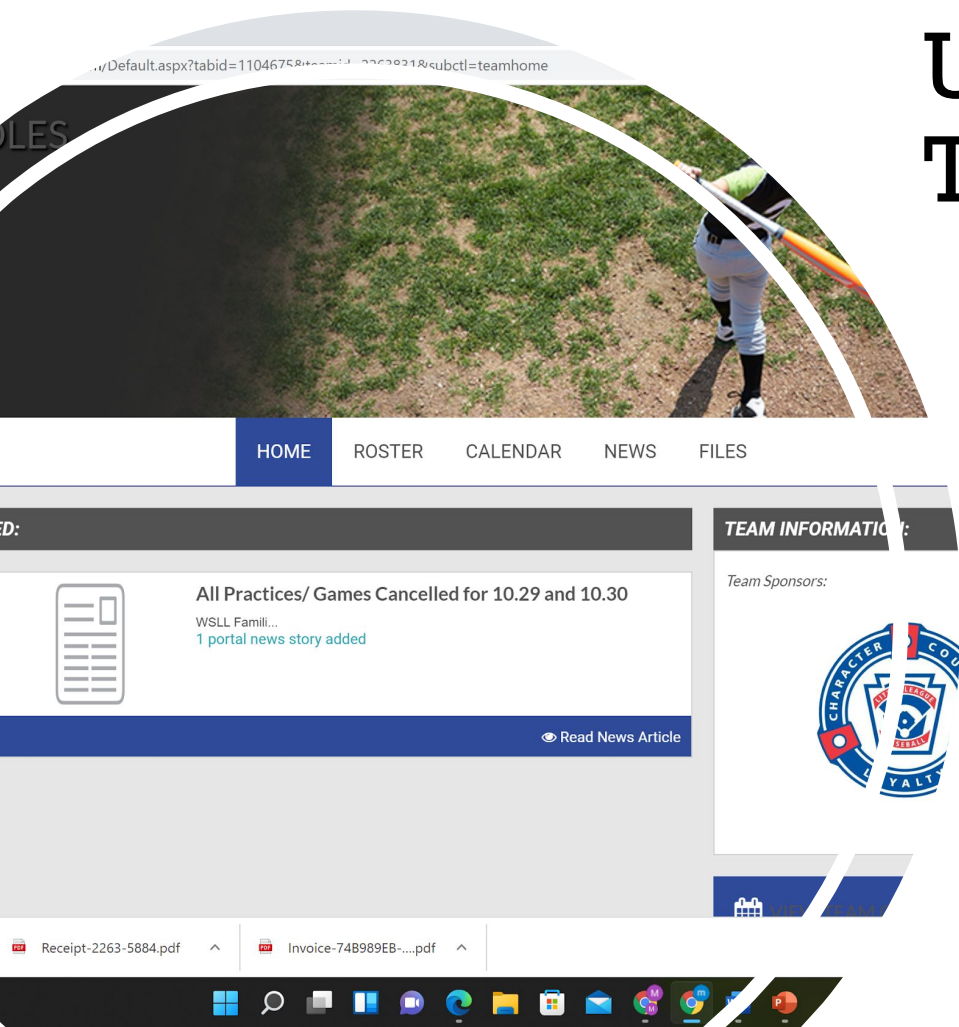
ACCESSING YOUR TEAM PAGE

There are 2 ways to get to the team page

- Go to our website, www.wslbaseball.net
 - Log into your account.
 - Stay on the main website
 - Go to the team central tab and select your team
-
- Log into your account
 - Select the “visit team page” link in your players participant box.



USING THE TEAM PAGE



- Your one stop shop for all team information.
- From the team page, you can see your players, print a roster, see the schedule, email the team, and upload files.
- The roster show your players and coaching staff. SC only shows first names on the team page as a safety measure to protect minors under 13.
- The file upload feature is handy if you have practice plans, photos, or other documents you need the team to see.
- Managers will schedule practices and team events. The league will schedule games.



COMMUNICATION

- In summer 2022 WSLI moved from SI Play to Sports Connect. This was necessary as SI Play was no longer updating their platform and we were losing several key features needed to manage the league.
- **Email:** The email option is located on the team page between News and Files. From here you can select all or some of the players to communicate with, the same as SI Play.
- **Team app:** SI Play offered a team phone app. Sports Connect **does not** have this feature internal to their platform. The team with Game Changer to provide this service. We will talk more about using this feature in the GC section.
- **Texts:** Team texts are managed from Game Changer Team Manager. This feature is not as smooth as the SI Play texting capability, but it is not a showstopper. We will discuss more about texting in the GC section.



HOW SC INTERACTS WITH GAME CHANGER TEAM MANAGER



IMPORTANT INFORMATION BEFORE USE GCTM

- The process of using Game Changer Team Manager is not as smooth as SI Play. Go slowly!!
- ★ ▪ You must also fulfill three requirements before being able to import your team into the app:
 - Must use the same login (email address) for Game Changer Team Manager that you use for Sports Connect
 - Your team's roster is "posted" to the Sports Connect website.
 - You are listed as an allocated volunteer for your team on the Sports Connect site.
- Download the Game Changer Team Manager app from the [App Store](#) (iOS) or [Google Play](#) (Android).
- ★ ▪ You can only import your team from Sports Connect to Game Changer Team Manager one time.
 - Schedule or roster updates will occur automatically to the Game Changer Team Manager app.
 - However, events that are listed as "Rescheduled" or "Postponed" on Sports Connect will not appear in Game Changer Team Manager.



THANK YOU AND CONTACT INFORMATION



Thank You and Contact Information

Thank you for volunteering to be the Team Parent! If you have any questions or need further assistance, please contact:

- Shelley Haley, Team Parent & Sponsorships, email: sponsorships@wsllbaseball.net
- David Queen, Registrar, email: registrar@wsllbaseball.net
- Karyn Schneider, Uniform Manager, email: schneids3@hotmail.com
- Jerry Brumbaugh, VP, Fields & Facilities, email: VPfields@wsllbaseball.net

WSLL website:
www.wsllbaseball.net

